

16=5/16X1 CARRIAGE HEAD BOLTS (PAINTED MATTE BLACK)

16= 5/16 LOCK NUTS

20=5/16 USS WASHERS

2=1/4 X 1 BOLTS

2=1/4 LOCK NUTS

4=1/4 USS WASHERS

4=5/16 X 1 1/4 BOLTS


4=8MM X 30MM BOLTS

THESE ARE TO MOUNT THE WINCH TO THE BUMPER ONLY.




BG-41


POLARIS RZR 800



1ST UNSCREW SMALL LOWER PLASTIC COVER ON BUMPER. INSERT THE LOWER MOUNTING BRACKET USE 2 CARRIAGE HEAD BOLTS TWO WASHERS AND TWO LOCK NUTS. DO NOT TIGHTEN YET. YOU CAN TRIM THE PLASTIC COVER TO FIT BACK ONCE BRACKETS ARE IN PLACE.



2ND SLIDE THE MIDDLE BRACKET ON TOP OF THE BOTTOM BRACKET. USE TWO CARRIAGE HEAD BOLTS TWO WASHERS AND TWO LOCK NUTS ON REAR AND A SET OF SAME FOR FRONT HOLES OF BRACKET. LEAVE LOOSE.



3RD BOLT THE TOP BRACKET TO RADIATOR SUPPORTS. USE TWO 1/4 BOLT FOUR WASHERS AND FOUR LOCK NUTS. LEAVE LOOSE.

LAST STEP SLIDE BUMPER OVER BRACKETS AND SECURE TO THE BRACKETS WITH SIX CARRIAGE HEAD BOLTS WASHERS AND LOCK NUTS. SQUARE THE BUMPER UP AND MAKE SURE ALL HOLES HAVE BOLTS INSERTED IN THEM. NOW PROCEED TO TIGHTEN ALL HARDWARE. NEXT MOUNT THE ROLL BAR TO BUMPER WITH FOUR CARRIAGE HEAD BOLTS WASHERS AND LOCK NUTS...



MOUNT HERE

MOUNT HERE