



SMCA800

CAN AM OUTLANDER 800 2" LIFT


- 4=10MM NUTS-A
- 4=10MMX1.25X60MM BOLTS-B
- 2=5/16 X 2 BOLTS-C
- 2=5/16 LOCK NUTS-D
- 2=5/16 USS WASHERS-E
- 2=SPACERS #3 5/8" LONG 3/8 PIPE.
- 2=SPACERS #6 3/8" LONG 3/8 PIPE.
- 2=SSS100 ALUM SHIMS
- 2=PLATE #11
- 1=PLATE #79
- 1=PLATE #80

PLATES ARE STAMPED FOR MOUNTING LOCATIONS ON ATV.

FRONT LIFT



THIS IS A TOP SHOCK MOUNT. REMOVE THE TOP SHOCK BOLT, INSTALL THE BRACKETS USE NEW HARDWARE TO REASSEMBLE.

LEFT FRONT MOUNT. REPEAT THE SAME FOR THE RIGHT FRONT MOUNT.



IT IS STRONGLY ADVISED TO GRIND THIS AREA ON THE FRONT DIFF. THIS IS TO ALLOW CLEARANCE FOR THE TIE ROD ENDS TO CLEAR. IT WILL HIT THIS AREA ONCE THE BIKE IS LIFTED OF THE GROUND AND THE STEERING IS TURNED LEFT TO RIGHT. DO THIS ON BOTH SIDES OF DIFF!!!!!!

LEFT FRONT MOUNT. REPEAT THE SAME FOR THE RIGHT FRONT MOUNT.



Failure to have this product installed by a certified, professional, mechanic will void all warranties herein. All standard safety procedures must be complied with in the assembly and use of this product.

A thorough inspection of the suspension shall be made prior to performing the installation. Any worn, bent or broken parts must be replaced. After installation another inspection must be made, checking for loose components or missing hardware. An additional inspection must be made after eight hours of operation.

Limited Warranty/Warnings

Your Savant Mfg Inc product is covered by the Limited Warranty explained. This limited warranty is the only warranty Savant Mfg Inc makes in connection with your product purchase. Savant Mfg Inc neither assumes nor authorizes any retailer, other person or entity to assume for it any other obligation or liability in connection with this product or limited warranty.

What is covered? Subject to the terms below, Savant Mfg Inc will repair or replace product which is found to be defective at the time of manufacture, for a period of 12 months from which the product was originally purchased

What is not covered? Your Savant Mfg Inc Limited Warranty does not cover products or parts made by Savant Mfg that Savant Mfg Inc determines to have been damaged by or subjected to any of the following:

- Alteration, modification or failure to maintain the product.
- Normal wear and tear (bushings, tie-rod ends, axles, CV boots, bearings, etc.). Scratches or defects in product finishes (powder coating, plating, etc.).
- Damage resulting from racing, competitions, contests, jumping or any activity which may cause the suspension to over extend/over compress more than manufacturers specifications.
- Accidents, impact by racks, trees, obstacles or other aspects of the environment.
- Theft, vandalism or other intentional damage.
- Defects and/or damage which did not exist at the time of manufacture.

Remedy Limited to Repair/Replacement. The exclusive remedy provided hereunder shall be either repair or replacement of the product or parts covered under this Limited Warranty as determined exclusively by Savant Mfg. Inc. after inspection. Customers requesting warranty consideration should contact Savant Mfg Inc by phone (1-337-738-5896) to obtain a Returned Goods Authorization number. All removal, shipping and installation costs are customer's responsibility. If a replacement part is needed before the part in question can be returned, you must first purchase the replacement part. Then, if the part in question is deemed warrantable, you will be credited/refunded.

Other Limitations – Exclusion of Damages – Your Rights under State Law

- Neither Savant Mfg Inc, any parties involved in the manufacturing nor your independent dealer will be responsible for any time loss, rental costs, or for any incidental, consequential or other damages you may have.
- Savant Mfg. Inc. disclaims any implied warranties or warranties of any type not specified herein..

Important Product Use and General Safety Information/Warnings

It is critically important that you use as wide a tire and wheel combination as feasible to enhance vehicle stability. Increasing height on your ATV/UTV could cause instability and **you should always follow your ATV/UTV manufacturer's recommendations**. Also, brake function is decreased when significantly larger/heavier tires and wheels are used on your ATV/UTV. The use of tires which are taller or shorter than factory height will cause an erroneous speedometer reading. Do not add, alter, or fabricate any factory or aftermarket parts to increase vehicle height over the intended height of the Savant Mfg Inc product purchased. Mixing or adding different component brands to the Savant Mfg Inc. product is not recommended.

WARRANTY: This product is warranted to be free from any manufacturing defects. Savant Mfg. Inc. shall either repair or replace any product or parts determined to be defective as manufactured, all pursuant to the terms set forth above. This warranty is good for one year (12 months) from date of purchase. All warranty claims **MUST** be accompanied by the original receipt or suitable proof of purchase date. Problems from misuse, improper installation or abuse are not covered in the warranty.

ALL THE LOCATIONS OF THE PARTS TO INSTALL FOR THE LIFT KIT INSTALLATIONS ARE DESCRIBED AS IF YOU WERE SITTING ON THE ATV.

REAR LIFT

REMOVE THE REAR SHOCKS ONE AT A TIME. USE A SPRING COMPRESSOR TOOL TO REMOVE THE SPRING FOR THE SHOCK.

IF YOU DO NOT HAVE THIS TOOL IS IS STRONGLY ADVISED TO LET YOUR LOCAL DEALER INSTALL THE KIT. ONCE THE SPRING IS REMOVED SLIDE THE ALUM SHIM WITH THE LIP OF THE SHIM UP TOWARD THE SPRING. REINSTALL THE SPRING. THEN REINSTALL THE SHOCK ONTO THE ATV. DO THIS FOR BOTH SHOCKS..



WHEN INSTALLING PLATES AND BRACKETS LEAVE ALL FASTENERS LOOSE UNTIL ALL HARDWARE IS IN PLACE THEN PROCEED TO SECURE THE KIT. AFTER INSTALLATION MAY HAVE TO ADJUST THE TIE RODS TO CORRECT THE ALIGNMENT OF THE WHEELS. IF BOOT GUARDS ARE INSTALLED MUST CHECK FOR PROPER CLEARANCE FOR THE RIMS AND BRAKE CALIPERS. TO CHECK FOR THIS LIFT THE FRONT OF THE ATV OFF THE GROUND AND TURN WHEELS FROM LEFT TO RIGHT AND MAKE SURE NOTHING IS TOUCHING THE GUARDS. MAY HAVE TO TRIM MATERIAL AWAY FROM THE GUARDS TO ACHIEVE THE CLEARANCE NEEDED.