


- 6=10MMX1.25X70MM BOLTS-A
- 8=10MM LOCK NUTS-B
- 12=3/8 SAE WASHERS-C
- 1=1/4 X 3/4 U-BOLT-D
- 2=1/4 LOCK NUT-E
- 2=1/4 USS WASHERS-F
- 1=10MMX1.25X60MM BOLTS-G
- 1=10MMX1.25X50MM BOLT-H
- 1=10MMX1.5X150MM BOLT-I
- 3=SPACER#6 3/8" PIPE 3/8" LONG
- 3=SPACER#1 3/8" PIPE 15/16" LONG
- 1=PLATE#1
- 2=PLATE#42
- 2=PLATE#47
- 1=PLATE#65



SMP550

SPORTSMAN 550 2009 3" LIFT



FRONT LEFT SIDE REPEAT THE SAME ON THE RIGHT SIDE BUT USE THE PLATES #42 AND SAME HARDWARE.

REAR LIFT


THIS SYSTEM FOR THE REAR LIFT WILL USE THE NEW LOWER LEFT CONTROL ARM. SIMPLY JACK THE MACHINE UP(USE PROPER LIFTING EQUIPMENT) REMOVE THE STOCK LOWER LEFT CONTROL ARM. REMOVE THE BUSHINGS AND INSTALL INTO THE NEW SUPPLIED ARM. REINSTALL ON THE THE REAR OF THE ATV. REFER TO THE PIC.S ON SECOND PAGE FOR THE MOUNTING INSTRUCTIONS.

REMOVE THE STOCK GREASE ZERTS AND INSTALL THEM INTO THE NEW LOWER CONTROL ARM. INSTALL THE STOCK BUSHINGS INTO THE ARM. CONTINUE TO GREASE PERIODICALLY.

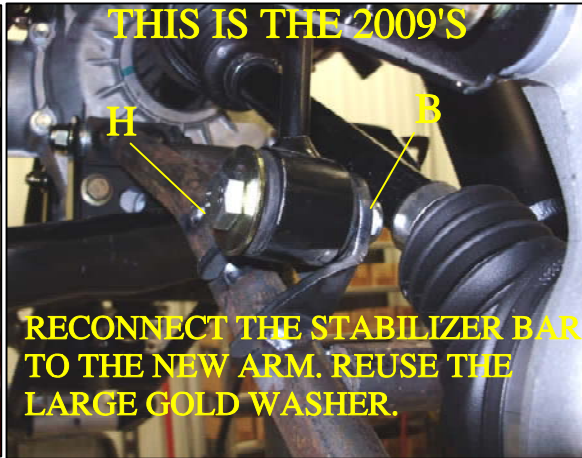
CAUTION: REMOVE THE UPPER CONTROL ARM ON BOTH SIDES FLIP OVER AND TAKE A SMALL HAMMER TO MAKE A SMALL INDENTION. THIS IS ON THE WELDED WEB CLOSEST TO THE REAR DIFF SIDE . INTENDED FOR THE CV BOOT NOT TO RUB ONCE THE LIFT HAS BEEN INSTALLED. REINSTALL ONCE FINISHED



ALL THE LOCATIONS OF THE PARTS TO INSTALL FOR THE LIFT KIT INSTALLATIONS ARE DESCRIBED AS IF YOU WERE SITTING ON THE ATV.



MAKE SURE THE BOLTS ARE INSERTED FROM THE INSIDE OUT WITH THE NUT FACING THE REAR OF THE ATV.



RECONNECT THE STABILIZER BAR TO THE NEW ARM. REUSE THE LARGE GOLD WASHER.




THIS IS THE 2010'S

THIS IS THE 2009'S


WHEN INSTALLING PLATES AND BRACKETS LEAVE ALL FASTENERS LOOSE UNTIL ALL HARDWARE IS IN PLACE THEN PROCEED TO SECURE THE KIT. AFTER INSTALLATION MAY HAVE TO ADJUST THE TIE RODS TO CORRECT THE ALIGNMENT OF THE WHEELS. IF BOOT GUARDS ARE INSTALLED MUST CHECK FOR PROPER CLEARANCE FOR THE RIMS AND BRAKE CALIPERS. TO CHECK FOR THIS LIFT THE FRONT OF THE ATV OFF THE GROUND AND TURN WHEELS FROM LEFT TO RIGHT AND MAKE SURE NOTHING IS TOUCHING THE GUARDS. MAY HAVE TO TRIM MATERIAL AWAY FROM THE GUARDS TO ACHIEVE THE CLEARANCE NEEDED.

THIS IS THE REAR RIGHT MOUNTING KIT.



REMOVE THE STOCK BOLT. YOU MAY HAVE TO DISASSEMBLE THE BEARING KNUCKLE TO GAIN ACCESS THE MOUNTING TAB. TAKE A SMALL GRINDER AND TAKE AWAY SOME THE INSIDE OF THE MOUNTING TAB. THIS IS TO GAIN CLEARANCE FOR THE BOOT. NOT ALL MACHINES MAY NEED THIS. THE TEST UNIT WE USED DID NOT REQUIRE THIS. THIS IS FOR SAFETY AND A SOUND PIECE OF MIND...

THIS IS THE KIT FOR THE REAR RIGHT SIDE. MOUNT THE BRACKETS AS SHOWN IN THE PIC. ONCE MOUNTED MAKE SURE ALL BOOTS ARE CLEAR FROM RUBBING ON ANY OBSTRUCTIONS.



#65 4=C TWO ON EACH SIDE.

SPACER #6 SPACER #1

Failure to have this product installed by a certified, professional, mechanic will void all warranties herein. All standard safety procedures must be complied with in the assembly and use of this product.

A thorough inspection of the suspension shall be made prior to performing the installation. Any worn, bent or broken parts must be replaced. After installation another inspection must be made, checking for loose components or missing hardware. An additional inspection must be made after eight hours of operation.

Limited Warranty/Warnings

Your Savant Mfg Inc product is covered by the Limited Warranty explained. This limited warranty is the only warranty Savant Mfg Inc makes in connection with your product purchase. Savant Mfg Inc neither assumes nor authorizes any retailer, other person or entity to assume for it any other obligation or liability in connection with this product or limited warranty.

What is covered? Subject to the terms below, Savant Mfg Inc will repair or replace product which is found to be defective at the time of manufacture, for a period of 12 months from which the product was originally purchased

What is not covered? Your Savant Mfg Inc Limited Warranty does not cover products or parts made by Savant Mfg that Savant Mfg Inc determines to have been damaged by or subjected to any of the following:

- Alteration, modification or failure to maintain the product.
- Normal wear and tear (bushings, tie-rod ends, axles, CV boots, bearings, etc.). Scratches or defects in product finishes (powder coating, plating, etc.).
- Damage resulting from racing, competitions, contests, jumping or any activity which may cause the suspension to over extend/over compress more than manufacturers specifications.
- Accidents, impact by racks, trees, obstacles or other aspects of the environment.
- Theft, vandalism or other intentional damage.
- Defects and/or damage which did not exist at the time of manufacture.

Remedy Limited to Repair/Replacement. The exclusive remedy provided hereunder shall be either repair or replacement of the product or parts covered under this Limited Warranty as determined exclusively by Savant Mfg. Inc. after inspection. Customers requesting warranty consideration should contact Savant Mfg Inc by phone (1-337-738-5896) to obtain a Returned Goods Authorization number. All removal, shipping and installation costs are customer's responsibility. If a replacement part is needed before the part in question can be returned, you must first purchase the replacement part. Then, if the part in question is deemed warrantable, you will be credited/refunded.

Other Limitations – Exclusion of Damages – Your Rights under State Law

- Neither Savant Mfg Inc, any parties involved in the manufacturing nor your independent dealer will be responsible for any time loss, rental costs, or for any incidental, consequential or other damages you may have.
- Savant Mfg. Inc. disclaims any implied warranties or warranties of any type not specified herein..

Important Product Use and General Safety Information/Warnings

It is critically important that you use as wide a tire and wheel combination as feasible to enhance vehicle stability. Increasing height on your ATV/UTV could cause instability and **you should always follow your ATV/UTV manufacturer's recommendations**. Also, brake function is decreased when significantly larger/heavier tires and wheels are used on your ATV/UTV. The use of tires which are taller or shorter than factory height will cause an erroneous speedometer reading. Do not add, alter, or fabricate any factory or aftermarket parts to increase vehicle height over the intended height of the Savant Mfg Inc product purchased. Mixing or adding different component brands to the Savant Mfg Inc. product is not recommended.

WARRANTY: This product is warranted to be free from any manufacturing defects. Savant Mfg. Inc. shall either repair or replace any product or parts determined to be defective as manufactured, all pursuant to the terms set forth above. This warranty is good for one year (12 months) from date of purchase. All warranty claims **MUST** be accompanied by the original receipt or suitable proof of purchase date. Problems from misuse, improper installation or abuse are not covered in the warranty.