


- 2=1/4 X 1 BOLTS-A
- 6=1/4 LOCK NUTS-B
- 11=1/4 USS WASHERS-C
- 3=6MM X 1 X 40MM BOLTS-D
- 2=6MM X 1 X 25MM BOLTS-E
- 2=1/4 X 3/8 U-BOLTS-F




SP135-STL

2012 HONDA FOREMAN 500 4X4


1ST STEP LIFT THE ATV REMOVE THE PLASTIC STOCK GUARD FROM UNDER THE ATV. USE PROPER LIFTING EQUIPMENT..



2ND STEP USE A BOLT(E) AND WASHER(C) TO SECURE THE BOTTOM OF THE STOCK FRONT PLASTIC GUARD BACK ONTO THE BUMPER. USE ONE ONE EACH SIDE.



3RD STEP PLACE THE PLATE ONTO THE ATV SECURE WITH THESE BOLTS WASHERS AND U-BOLTS. SEE PICTURE FOR LOCATIONS OF HARDWARE.



U-BOLT PLACEMENT ON FRAME TUBES...