



# # SS196H


## FRONT GUARDS RZR 800S MODELS

- 6=QC101 CLIPS-A
- 6=5/16 X 1 BOLTS-B
- 6=3/16 X 1 ZINC WASHERS-C
- 6= TANNER RIVITS-D
- 12=5/16 SAE WASHERS-E


SIX OF THESE ARE USED ON THE UNDERNEATH OF THE GUARDS ON THE 5/16 X 1 BOLTS.

TO MAKE THE INSTALLATION EASIER REMOVE THE FRONT WHEELS. NEXT MUST REMOVE THE SMALL PLASTIC GUARDS ON THE LOWER CONTROL ARMS. THEN YOU ARE READY TO INSTALL THE METAL GUARDS.


**1ST STEP** PLACE THE HARDWARE IN SPECIFIED LOCATIONS ON THE GUARD.



**2ND STEP** PLACE THE CLIPS HERE ON THE LOWER CONTROL ARMS. THIS IS THE LOCATION FOR EACH CLIP. MAKE SURE THIS CLIP IS TOUCHING THIS TUB.



**3RD STEP** INSTALL THE GUARD UNDER THE CONTROL ARM WITH ALL HARDWARE IN PLACE.



ONCE INSTALLED THIS IS WHAT IS SHOULD LOOK LIKE LOOKING AT THE FRONT OF THE RZR 800S.

REPEAT THE SAME PROCEDURE FOR THE OPPOSITE SIDE.

