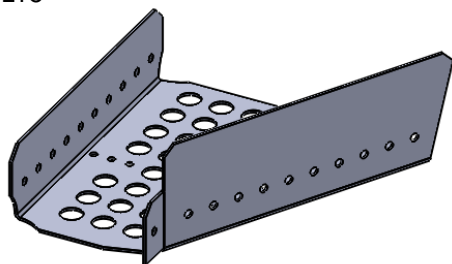


6=1/4X1 YELLOW UBOLTS
6=ALUM RIVETS
6=5/16 SAE WASHERS
12=1/4 LOCK NUTS




#SS235H


KAWASAKI MULE FXT 4X4 REAR GUARDS

MUST REMOVE ANY PLASTIC GUARDS TO MOUNT THE NEW METAL GUARDS.


PLACE RIVETS AND WASHERS INTO THE MIDDLE HOLES IN THESE THREE LOCATIONS. THESE WILL ACT AS SPACERS ON THE CONTROL ARMS.



PLACE THE GUARD UNDER THE ARM AND SECURE THE GUARD WITH 1/4X1 YELLOW UBOLTS WITH 1/4 LOCK NUTS.



THIS IS A PIC OF THE REAR LEFT GUARD MOUNTED TO ARM. REPEAT SAME PROCEDURE FOR THE RIGHT SIDE.



THE NEW GUARDS THAT YOU HAVE PURCHASED WILL COVER MORE THAN THE ORIGINAL PLASTIC GUARDS. BOOTS HAVE BEEN REPORTED TO BE TORN IN SOME CONDITIONS.DUE TO TIGHTER TURNING RADIUS ON SOME OF THE NEWER ATVS. THE GUARDS HAVE BEEN MANUFACTURED TO BE SMALLER. STRONG MADE **DOES NOT** WARRANTY ANY TORN BOOTS.