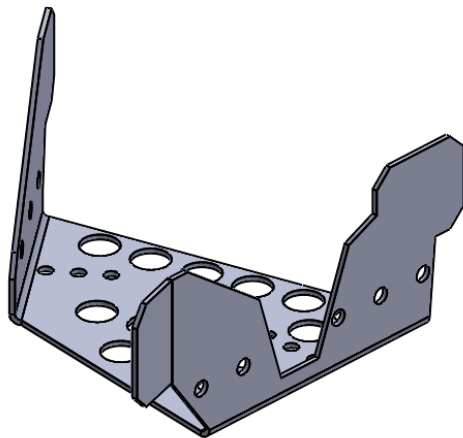


4=1/4X3/4 UBOLTS
4=ALUM RIVETS
4=5/16 SAE WASHERS
8=1/4 LOCK NUTS




#SS236H

HONDA RUBICON 500 2015 REAR GUARDS


PLACE THE WASHERS AND RIVETS
INTO THE CENTER HOLES FOR BOTH
MOUNTING LOCATIONS



PLACE UNDER CONTROL ARMS USE
THE UBOLTS TO SECURE TO THE ARMS.



THIS IS A PIC LOOKING AT THE
INSIDE ON MOTOR SIDE.



THE NEW GUARDS THAT YOU HAVE PURCHASED
WILL COVER MORE THAN THE ORIGINAL PLASTIC
GUARDS. BOOTS HAVE BEEN REPORTED TO BE
TORN IN SOME CONDITIONS.DUE TO TIGHTER
TURNING RADIUS ON SOME OF THE NEWER ATVS.
THE GUARDS HAVE BEEN MANUFACTURED TO BE
SMALLER. STRONG MADE **DOES NOT** WARRANTY
ANY TORN BOOTS.