



4= ALUM. RIVETS
4=5/16 SAE WASHERS
10=1/4 LOCK NUTS
4=1/4 X 1 YELLOW U-BOLTS
2=1/4 X1 1/2 BOLTS
2=SPACERS #3




#SS248H

REAR GUARDS FOR YAMAHA WOLVERINE 700 X4

PLACE THE RIVETS AND WASHERS INTO THE MIDDLE HOLES THESE WILL BE USED AS SPACERS.



PLACE THE GUARD UNDER THE ARM PLACE UBOLTS AROUND THE ARMS AND SECURE THE GUARD WITH THE 1/4 NUTS.



SECURE THE END OF THE GUARD WITH THE 1/4X1 1/2 BOLTS AND USE THE 3/8" SPACERS IN BETWEEN THE GUARD AND ARM ON THE INSIDE.



FINISHED PIC OF THE GUARD MOUNTED ONTO THE ARM. LOOKING FROM THE REAR OF THE BIKE.