




#298132- R112

WINCH PLATE FOR THE RHINO TO BE USED FOR THE 2000 2500 3000 4000 5000LB WINCHES. WARN RAMSEY AND SUPER WINCHES. RHINO'S 450 660 2007'S

- 2=1/4X1 SQUARE YELLOW U-BOLTS
- 4=1/4 LOCK NUTS
- 4=1/4 SAE WASHERS
- 2=5/16X1 BOLTS
- 4=5/16X1 1/4 BOLTS
- 6=5/16 LOCK NUTS
- 12=5/16 USS WASHERS


IF THE HAWSE FAIRLEAD FROM WARN IS USED IN PLACE OF THE ROLLER FAIRLEAD USE THE BOLTS AND NUTS THAT OR ON THE HAWS.

IF THE WARN RT25 IS USED MUST USE THE METRIC BOLTS THAT ARE SUPPLIED WITH THE HARDWARE IN THE BAG WITH THE WINCH. THESE BOLTS ARE USED TO MOUNT THE WINCH TO THE PLATE.



1ST STEP MOUNT THE ROLLER PLATE TO THE FRAME USE TWO OF THE 5/16X1 1/4 BOLTS AND TWO 5/16 LOCK NUTS AND FOUR 5/16 USS WASHERS.

ONLY ON THE 5000LB RAMSEY WINCH THE REMOTE PLUGS HERE.




THE WINCH MAY BE EASIER TO MOUNT TO THE MAIN PLATE IF IT IS DONE OFF THE MACHINE.

RAMSEY'S WINCH IS SUPPLIED WITH A ROLLER FAIRLEAD. THE WARN WILL COME WITH A HAWSE FAIRLEAD. THIS DEPENDS ON THE WINCH THAT IS PURCHASED. BOTH THE ROLLER OR HAUS FAIRLEAD WILL MOUNT IN THAT SPECIFIC POSITION.



2ND STEP MOUNT THE MAIN PLATE TO THE FRAME USE TWO OF THE 5/16X1 BOLTS AND TWO 5/16 LOCK NUTS AND FOUR 5/16 USS WASHERS.

THIS IS THE MALE END OF THE PLUG ON THE REMOTE FOR THE 5000LB RAMSEY WINCH THE LEFT EAR ON THE PLUG NEEDS TO BE TRIMMED TO CLEAR THE PLASTIC OF THE FRONT BUMPER.



MOUNT THE FRONT OF THE ROLLER PLATE TO THE MAIN PLATE USE TWO OF THE 5/16X1 1/4 BOLTS TWO 5/16 LOCK NUTS AND FOUR 5/16 USS WASHERS.

3RD STEP MOUNT THE REAR OF THE MAIN PLATE TO THE FRAME USE THE 1/4X1 SQUARE U-BOLTS AND TWO 1/4 LOCK NUTS AND FOUR 1/4 SAE WASHERS.

THIS IS WHAT IS NEEDS TO LOOK LIKE ONCE THE EAR HAS BEEN TRIMMED. (THIS IS ONLY FOR THE REMOTE ON THE 5000LB RAMSEY WINCH.)

