

20=5/16 USS WASHERS
12=5/16 LOCK NUTS
2=5/16 X 1 1/4 SQ U-BOLTS
8=5/16 X 1 BOLTS

STRONG  MADE™

BY SAVANT MANUFACTURING, INC.


www.savantmfg.com

#298147-R128


KAWASAKI TERYX4 2012

2000-4000LB


THE MOUNTING OF THE WINCH AND PLATES ARE MUCH EASIER IF THE BOTTOM FRONT BUMPER BOLTS ARE REMOVED. THEN SWIVEL THE BUMPER UPWARD TO GAIN ACCESS TO MOUNTING LOCATIONS.



FIRST MOUNT THE BOTTOM MOUNTING PLATE TO THE STOCK PLATE WITH THE BENT ENDS FACING UPWARD ON FRAME LEAVE LOOSE UNTIL ALL PLATES ARE INSTALLED. USE FOUR OF THE 5/16X1 BOLTS EIGHT 5/16 WASHERS AND FOUR 5/16 LOCK NUTS SUPPLIED.



NEXT PLACE THE TOP MOUNTING PLATE ON TO THE BOTTOM PLATE AND SECURE WITH U BOLTS WASHERS AND LOCK NUTS. THIS IS FOR THE REAR LIP ON PLATE. USE BOLTS WASHERS AND NUTS IN THE OVAL SIDE HOLES. NOTE THAT IT IS RECOMMENDED TO MOUNT THE WINCH TO THE TOP PLATE BEFORE TIGHTENING ALL HARDWARE.



SWIVEL THE BUMPER DOWN TO INSTALL THE BOLTS THAT WERE REMOVED TO START PROJECT.