

- 2=5/16 U-NUTS-A
- 10=5/16 SAE WASHERS-B 2000LB-4000LB
- 2=5/16 LOCK NUTS-C WINCHES ONLY.
- 2=5/16 X 3/4 BOLTS-D
- 4=5/16 X 1 BOLTS-E
- 2=5/16 X 1 1/4 BOLTS

THESE BOLTS ARE USED ONLY FOR THE LONGER CABLE ROLLER.



298148-R129


POLARIS RANGER XP900 4X4 2013

PROCESS IS MUCH EASIER IF THE FRONT BUMPER IS REMOVED BUT NOT NECESSARY FOR INSTALLATION.

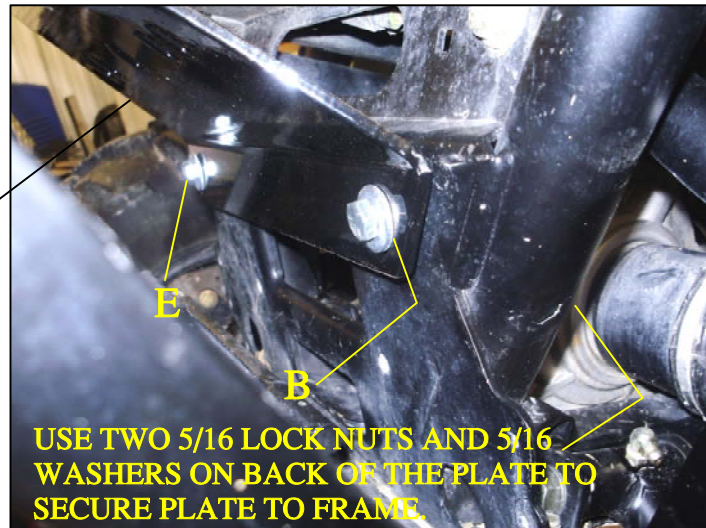
SLIDE THE 5/16 U CLIPS ONTO THE PLATE BEFORE INSERTING THE PLATE INTO THE FRAME CAVITY.



INSERT THE PLATE INTO THE FRONT CAVITY (SHOULD INSERT THE WINCH IN ALSO BEFORE BOLTING PLATE TO FRAME) INSERT THE BOLTS AND WASHERS INTO PLACE LOOSE TILL ALL HARDWARE IS IN PLACE. NEXT MOUNT THE WINCH ONTO THE PLATE. TIGHTEN ALL HARDWARE...




BOTTOM OF THE WINCH PLATE WILL MOUNT TO THE FRAME ONCE THE WINCH IS ON THE PLATE.



USE TWO 5/16 LOCK NUTS AND 5/16 WASHERS ON BACK OF THE PLATE TO SECURE PLATE TO FRAME.

REMOVE THE PLASTIC COVER AND REPLACE IT WITH THE 1/4" CABLE ROLLER BRACKET. USE THE ORIGINAL SCREWS TO HOLD PLATE ON FRAME.



SHORT CABLE ROLLER